

(1)(a) STATEMENT SHOWING SHAREHOLDING PATTERN IN CLAUSE-35


NAME OF THE COMPANY: PENNAR ENGINEERED BUILDING SYSTEMS LIMITED			
SCRIP CODE:		Name of the Scrip:	POST ISSUE
Class of Security:			
AS ON	04/09/2015		
Partly paid-up shares	No. of partly paid-up shares	As a % of total no. of partly paid-up shares	As a % of total no. of shares of the Company.
Held by promoter/promoter group	-	-	-
Held by Public	-	-	-
Total:	-	-	-
Outstanding convertible securities:	No. of outstanding securities	As a % of total no. of outstanding convertible securities.	As a % of total no. of shares of the Company assuming full conversion of the convertible securities
Held by promoter/promoter group	-	-	-
Held by Public	-	-	-
Total:	-	-	-
Warrants:	No. of warrants	As a % of total no. of warrants	As a % of total no. of shares of the Company, assuming full conversion of warrants
Held by promoter/promoter group	-	-	-
Held by Public	-	-	-
Total:	-	-	-
Total paid-up capital of the Company, assuming full conversion of warrants and convertible securities	34,274,911	-	100




CATEGORY CODE	CATEGORY OF SHAREHOLDER	NO OF SHAREHOLDERS	TOTAL NUMBER OF SHARES	NO OF SHARES HELD IN DEMATERIALIZED FORM	TOTAL SHAREHOLDING AS A % OF TOTAL			SHARES PLEDGE OR OTHERWISE
					As a PERCENTAGE of (A+B) (VI)	As a PERCENTAGE of (A+B+C) (VII)	NUMBER OF SHARES (VIII)	
(I)	(II)	(III)	(IV)	(V)	(VI)	(VII)	(VIII)	(IX)=(VIII)/(IV)*100
PROMOTER AND PROMOTER GROUP								
(A)	INDIAN	6	2,942,250	2,942,250	8.58	8.58	-	-
(1)	Individual /HUF	-	-	-	-	-	-	-
(b)	Central Government/State Government(s)	-	-	-	-	-	-	-
(c)	Bodies Corporate	1	18,500,000	18,500,000	53.98	53.98	6,150,000	33.24
(d)	Financial Institutions / Banks	-	-	-	-	-	-	-
(e)	Others	-	-	-	-	-	-	-
	Sub-Total A(1) :	7	21,442,250	21,442,250	62.56	62.56	6,150,000	28.68
FOREIGN								
(2)	Individuals (NRIs/Foreign Individuals)	-	-	-	-	-	-	-
(a)	Bodies Corporate	-	-	-	-	-	-	-
(b)	Institutions	-	-	-	-	-	-	-
(c)	Qualified Foreign Investor	-	-	-	-	-	-	-
(d)	Others	-	-	-	-	-	-	-
	Sub-Total A(2) :	-	-	-	-	-	-	-
	Total A=(A1)+A(2)	7	21,442,250	21,442,250	62.56	62.56	6,150,000	28.68
PUBLIC SHAREHOLDING								
INSTITUTIONS								
(1)	Mutual Funds /UTI	16	4,889,606	4,889,606	14.27	14.27	-	-
(a)	Financial Institutions /Banks	1	841,999	841,999	2.46	2.46	-	-
(b)	Central Government / State Government(s)	-	-	-	-	-	-	-
(c)	Venture Capital Funds	1	4,996,613	1,036,613	3.02	3.02	-	-
(d)	Insurance Companies	-	-	-	-	-	-	-
(e)	Foreign Institutional Investors	3	936,162	936,162	2.73	2.73	-	-
(f)	Foreign Venture Capital Investors	-	-	-	-	-	-	-
(g)	Qualified Foreign Investor	-	-	-	-	-	-	-
(h)	Others	-	-	-	-	-	-	-
	Sub-Total B(1) :	21	7,704,380	7,704,380	22.48	22.48	-	-
NON-INSTITUTIONS								
(2)	Bodies Corporate	5	2,662,521	2,662,521	7.77	7.77	-	-
(a)	Individuals	12,611	1,213,200	1,211,200	3.54	3.54	-	-
(b)	(i) Individuals holding nominal share capital upto Rs.1 lakh	6	1,247,680	947,680	3.64	3.64	-	-
(c)	Others	27	4,880	4,880	0.01	0.01	-	-
(d)	NON RESIDENT INDIANS	-	-	-	-	-	-	-
	Qualified Foreign Investor	-	-	-	-	-	-	-
	Sub-Total B(2) :	12,649	5,128,281	4,826,281	14.96	14.96	-	-
	Total B=(B1)+B(2) :	12,670	12,832,661	12,530,661	37.44	37.44	-	-
	Total (A+B) :	12,677	34,274,911	33,972,911	100.00	100.00	6,150,000	17.94
Shares held by custodians, against which Depository Receipts have been issued								
(1)	Promoter and Promoter Group	-	-	-	-	-	-	-
(2)	Public	-	-	-	-	-	-	-
	GRAND TOTAL (A+B+C) :	12,677	34,274,911	33,972,911	100.00	100.00	6,150,000	17.94



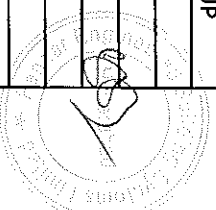
(i)(b)	Statement showing holding of securities (including shares, warrants, convertible securities) of persons belonging to the category "Promoter and Promoter Group"	Details of Shares held			Encumbered shares (*)		Details of Warrants		Details of convertible securities		Total Shares (including underlying shares assuming full conversion of warrants and convertible securities) as a % of diluted share capital
		No. of Shares held (iii)	As a % of grand total (A)+(B)+(C) (iv)	Pledge Shares (v)	AS a percentage (vi)=(v)/(iii)*100 (vi)	AS a % of grand total (A) + (B) + (C) of sub-clause (i)(b) (vii)	Number of warrants held (viii)	As a % total number of warrants of the same class (ix)	Number of convertible securities held (x)	As a % total number of convertible securities of the same class (xi)	
(i)	(ii)										
	1 PENNAR INDUSTRIES LIMITED	18500000	53.98	6150000	33.24	17.94	0	0.00	0	0.00	53.98
	2 ADITYA NARASING RAO	772498	2.25	0	0.00	0.00	0	0.00	0	0.00	2.25
	3 JOGINAPALLU RAJVALAKSHMI RAO	690914	2.02	0	0.00	0.00	0	0.00	0	0.00	2.02
	4 JOGINAPALLU VENKATA NRUPENDER RAO	516000	1.51	0	0.00	0.00	0	0.00	0	0.00	1.51
	5 DANAPUNEI SUDEPTA RAO	509899	1.49	0	0.00	0.00	0	0.00	0	0.00	1.49
	6 AVANTI RAO JOGINAPALLY	254950	0.74	0	0.00	0.00	0	0.00	0	0.00	0.74
	7 JOGINAPALLU VENKATA NRUPENDER RAO	197989	0.58	0	0.00	0.00	0	0.00	0	0.00	0.58
	TOTAL :	21442250	62.56	6150000	28.68	17.94	0	0.00	0	0.00	62.56



(i)(c)(ii)	Statement showing holding of securities (including shares, warrants, convertible securities) of persons (together with PAC) belonging to the category "Public" and holding more than 5% of the total number of shares of the company	Number of	Shares as a percentage of total number of shares (i.e., Grant total (A)+(B)+(C) indicated in Statement at para (I)(a) above)	Details of warrants		Details of convertible securities		Total shares (including underlying shares assuming full conversion of warrants and convertible securities) as a % of diluted share capital)
Sr.No.	Name(s) of the shareholder(s) and the Persons Acting in Concert (PAC) with shares held	Number of	Shares as a percentage of total number of shares (i.e., Grant total (A)+(B)+(C) indicated in Statement at para (I)(a) above)	Number of warrants held	As a % total number of warrants of the same class	Number of convertible securities held	% w.r.t total number of convertible securities of the same class	
1	ZEPHYR PEACOCK INDIA FUND III LIMITED	2307481	6.73	0	0.00	0	0.00	6.73
TOTAL :		2307481	6.73	0	0.00	0	0.00	6.73



STATEMENT SHOWING DETAILS OF LOCKED-IN SHARES"			
(i)(d)			
Sr.No.	Name of the shareholder	Number of locked-in shares	Locked-in shares as a (%) percentage of total number of shares {i.e. Grand Total (A)+(B)+(C) Indicated in Statement at para (i)(a) above}
1	DSP BLACKROCK 3 YEARS CLOSE ENDED EQUITY FUND	494382	1.44 PUBLIC (ANCHOR)
2	NOMURA SINGAPORE LIMITED	306523	0.89 PUBLIC (ANCHOR)
3	RELIGARE INVESCO MID N SMALL CAP FUND	85034	0.25 PUBLIC (ANCHOR)
4	RELIGARE INVESCO MID CAP FUND	21958	0.06 PUBLIC (ANCHOR)
5	RELIGARE INVESCO CONTRA FUND	96393	0.28 PUBLIC (ANCHOR)
6	RELIGARE INVESCO TAX PLAN	46597	0.14 PUBLIC (ANCHOR)
7	RELIGARE INVESCO INFRASTRUCTURE FUND	30918	0.09 PUBLIC (ANCHOR)
8	THE NOMURA TRUST AND BANKING CO, LTD AS THE TRUSTEE OF NOMURA I	494382	1.44 PUBLIC (ANCHOR)
9	HDFC TRUSTEE COMPANY LIMITED - HDFC INFRASTRUCTURE FUND	280900	0.82 PUBLIC (ANCHOR)
10	BIRLA SUN LIFE TRUSTEE COMPANY PRIVATE LIMITED A/C BIRLA SUN LIFE EN	148603	0.43 PUBLIC (ANCHOR)
11	BIRLA SUN LIFE TRUSTEE COMPANY PRIVATE LIMITED A/C BIRLA SUN LIFE EN	119037	0.35 PUBLIC (ANCHOR)
12	BIRLA SUN LIFE TRUSTEE COMPANY PRIVATE LIMITED A/C BIRLA SUN LIFE EN	146210	0.43 PUBLIC (ANCHOR)
13	BIRLA SUN LIFE TRUSTEE COMPANY PRIVATE LIMITED A/C BIRLA SUN LIFE EN	80532	0.23 PUBLIC (ANCHOR)
14	KOTAK EMERGING EQUITY SCHEME	280900	0.82 PUBLIC (ANCHOR)
15	ZEPHYR PEACOCK INDIA FUND III LIMITED	2307481	6.73 PUBLIC
16	PENMAR INDUSTRIES LIMITED	18500000	53.98 PROMOTER
17	ADITYA NARSING RAO	772498	2.25 PROMOTER GROUP
18	JOGINAPALLI RAJYALAKSHMI RAO	690914	2.02 PROMOTER GROUP
19	JOGINAPALLY VENKATA NRUPENDER RAO	516000	1.51 PROMOTER GROUP
20	DANAPUNENI SUDEPTA RAO	509899	1.49 PROMOTER GROUP
21	AVANTI RAO JOGINAPALLY	254950	0.74 PROMOTER GROUP
22	JOGINAPALLY VENKATA NRUPENDER RAO	197989	0.58 PROMOTER GROUP
23	POTLURI VENKATESWARA RAO	300000	0.88 PUBLIC
24	P ANASUYA	300000	0.88 PUBLIC
25	VJAY CHANDRA PULLAL	102000	0.30 PUBLIC
26	JAYANTHI PULLAL	10000	0.03 PUBLIC
27	P BHASKARA RAO	1000	0.00 PUBLIC
28	K M SUNIL	1000	0.00 PUBLIC
		27096100	79.06



STATEMENT SHOWING DETAILS OF DEPOSITORY RECEIPTS (DRS)			
(ii)(a)			
Sr.No.	Type of outstanding DR (ADRs,GDRs,SDRs,etc.)	Number of outstanding DRS	Number of shares underlying outstanding DRS
			Shares underlying outstanding DRS as a percentage of total number of shares {i.e., Grand Total (A)+(B)+(C) indicated in Statement at Para(i)(a) above}
	TOTAL :	0	0



(II)(b)	Statement showing Holding of Depository Receipts (DRs), where underlying shares held by "Promoter/Promoter group" are in excess of 1% of the total number shares.			
Sr.No.	Name of the DR Holder	Type of outstanding DR (ADRs,GDRs,SDRs, etc.)	Number of shares underlying outstanding DRs	Shares underlying outstanding DRs as a percentage of total number of shares {i.e., Grand Total (A)+(B)+(C) indicated in Statement at para(I)(a) above}
	TOTAL :		0	0

